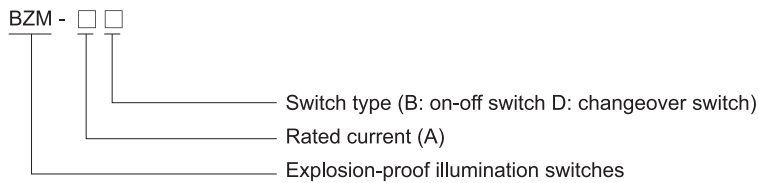


Installation Switches BZM Series Explosion-proof Illumination Switches



- ◆ Explosion protection to
 - CENELEC
 - IEC
 - NEC
- ◆ Can be used in
 - Zone 1 and Zone 2
 - Zone 21 and Zone 22
 - Class I, Zone 1 and Zone 2
 - Class I, Division 1, Groups A, B, C, D
- ◆ Copper-free aluminium enclosure, powder coated surface.
- ◆ Two options:
 - On-off switch
 - Changeover switch

■ Catalogue number logic



Selection table



Type/Ordering code	Chart of contact	Corresponding switch	Weight (kg)																														
BZM-16B	<table border="1"> <tr> <td></td> <td>0</td> <td>I</td> <td>0</td> <td>I</td> </tr> <tr> <td></td> <td>0°</td> <td>90°</td> <td>180°</td> <td>270°</td> </tr> <tr> <td>1</td> <td>x</td> <td></td> <td></td> <td>x</td> </tr> <tr> <td>3</td> <td></td> <td>x</td> <td></td> <td>x</td> </tr> <tr> <td>5</td> <td></td> <td>x</td> <td></td> <td>x</td> </tr> <tr> <td>7</td> <td></td> <td>x</td> <td></td> <td>x</td> </tr> </table>		0	I	0	I		0°	90°	180°	270°	1	x			x	3		x		x	5		x		x	7		x		x		0.85
	0	I	0	I																													
	0°	90°	180°	270°																													
1	x			x																													
3		x		x																													
5		x		x																													
7		x		x																													
BZM-25B	<table border="1"> <tr> <td></td> <td>0</td> <td>I</td> <td>0</td> <td>I</td> </tr> <tr> <td></td> <td>0°</td> <td>90°</td> <td>180°</td> <td>270°</td> </tr> <tr> <td>1</td> <td>x</td> <td></td> <td></td> <td>x</td> </tr> <tr> <td>3</td> <td></td> <td>x</td> <td></td> <td>x</td> </tr> <tr> <td>5</td> <td></td> <td>x</td> <td></td> <td>x</td> </tr> <tr> <td>7</td> <td></td> <td>x</td> <td></td> <td>x</td> </tr> </table>		0	I	0	I		0°	90°	180°	270°	1	x			x	3		x		x	5		x		x	7		x		x		0.95
	0	I	0	I																													
	0°	90°	180°	270°																													
1	x			x																													
3		x		x																													
5		x		x																													
7		x		x																													
BZM-16D	<table border="1"> <tr> <td></td> <td>0</td> <td>I</td> </tr> <tr> <td></td> <td>0°</td> <td>90°</td> </tr> <tr> <td>1</td> <td>x</td> <td></td> </tr> <tr> <td>3</td> <td></td> <td>x</td> </tr> </table>		0	I		0°	90°	1	x		3		x		0.85																		
	0	I																															
	0°	90°																															
1	x																																
3		x																															
BZM-25D	<table border="1"> <tr> <td></td> <td>0</td> <td>I</td> </tr> <tr> <td></td> <td>0°</td> <td>90°</td> </tr> <tr> <td>1</td> <td>x</td> <td></td> </tr> <tr> <td>3</td> <td></td> <td>x</td> </tr> </table>		0	I		0°	90°	1	x		3		x		0.95																		
	0	I																															
	0°	90°																															
1	x																																
3		x																															

Zones 1&2; 21&22

Installation Switches

BZM Series Explosion-proof Illumination Switches

Technical data	
Explosion-proof illumination switches BZM-□□	
Explosion protection	
Gas explosion protection	⊕ II 2 G Ex d IIC T6 Gb
Dust explosion protection	⊕ II 2 D Ex tb IIIC T80°C Db
Certificates	LCIE 06 ATEX 6068; IECEX LCI 08. 0008; KZ.7500525.22.01.00370 (CU-TR)
Conformity to standards	EN 60079-0, EN 60079-1, EN 60079-31 IEC 60079-0, IEC 60079-1, IEC 60079-31
Enclosure material	Copper-free aluminium, powder coated surface
Enclosure colour	Window grey (RAL7040)
Switch function	On-off switch or changeover switch
Exposed fastener	Stainless steel
Rated voltage	Max. 250V AC
Rated current	16A, 25A
Degree of protection	IP66
Ambient temperature	-60°C~+60°C
Internal&external earthing	M5/M5
Cable connection	3 x (2.5~4)mm ²
Cable entries	Standard 2 x M25 x 1.5 plugs 2 x G3/4" plugs or 2 x NPT3/4" plugs on request
Cable gland(optional)	DQM-II (Ex d) or DQM-III (Ex d) is recommended. Please see P7/20~29.

Spare parts			
Built-in switch	Rated voltage/current	Ordering code	Weight (kg)
	250V/16A	30001	0.10
	250V/25A	30002	0.20
	250V/16A	30003	0.10
	250V/25A	30004	0.20

Dimension drawings (all dimensions in mm) - subject to alteration

